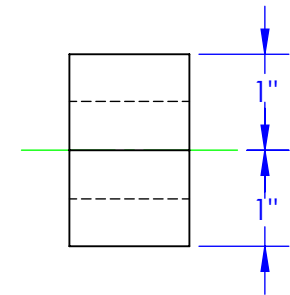
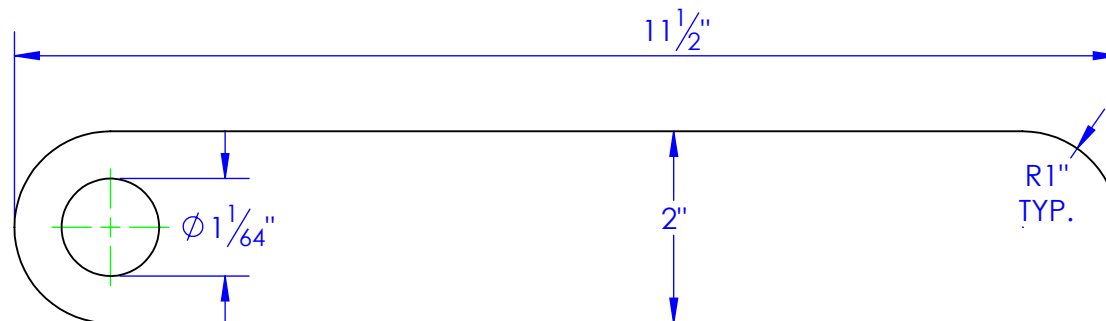
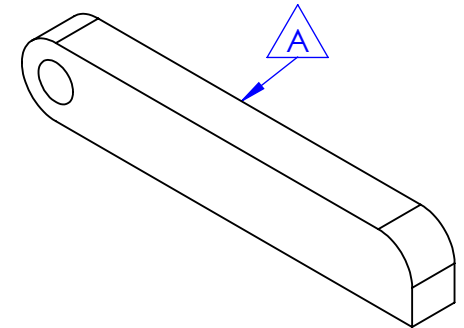
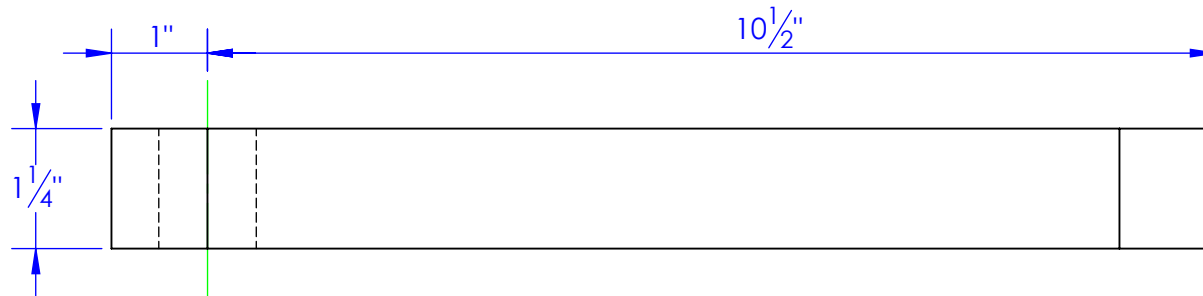


PART NUMBER	DESCRIPTION	MATERIAL
FP-TPF2-4	TOP HOLE LINKAGE PLATE	1-1/4" HRS

REV.	REVISIONS DESCRIPTION	DATE	APPROVED
A	REV. TO NEW STANDARD DWG FROM TPF2-1	1/7/2013	



**PROPRIETARY AND CONFIDENTIAL**  
THE INFORMATION CONTAINED IN THIS  
DRAWING IS THE SOLE PROPERTY OF TRIPLE  
C INC. ANY REPRODUCTION IN PART OR  
AS A WHOLE WITHOUT THE WRITTEN  
PERMISSION OF TRIPLE C INC. IS PROHIBITED.

DIMENSIONS ARE IN INCHES TOLERANCES: FRACTIONAL $\pm 1/16$ ANGULAR: MACH $\pm 1$ BEND $\pm$ TWO PLACE DECIMAL $\pm 010$ THREE PLACE DECIMAL $\pm 005$	
MATERIAL	1-1/4" HRS
DO NOT SCALE DRAWING	

NAME	DATE
DRAWN HEATH	1/7/2013
PART #	FP-TPF2-4
ASM #	
COMMENTS:	
TOP HOLE LINKAGE PLATE	

P.O. BOX 248,  
SABETHA, KS 66534

**TRIPLE C**  
INC.

SIZE <b>A</b>	DWG. NO. <b>60-2107</b>	REV. <b>A</b>
SCALE: 1:2	WEIGHT: 7.64	SHEET 1 OF 1